










ACTION NEEDED	VOICE COMMAND	KEYBOARD COMMAND	Right MOUSE BUTTON	ICON
SELECTION COMMANDS				
Select (<i>Highlight</i>) specified text	Select <word sequence> (Up to 5 words) Select <Previous / Current / Next> Word Select <Previous / Current / Next> Sentence Select <Previous / Current / Next> Paragraph	CTRL + SHIFT + Arrow (Up / Down / Left / Right)		
Select All Text	Select All	Ctrl + A	Select All	
DELETION COMMANDS				
Undo Last Keystroke / Voice Command	Undo That	Ctrl+ Z	Undo	
Delete specified (<i>Highlighted</i>) text	Delete or Scratch That / Delete <Selection>	Delete	Delete	
Delete Previous Word	Delete Previous Word	Ctrl + Backspace		
Delete Next Word	Delete Next Word	Ctrl + Delete		
Delete Sentence / Paragraph	Delete <Previous / Current / Next> Sentence Delete <Previous / Current / Next> Paragraph			
Delete Text from current position to last punctuation	Scratch That			
NAVIGATION COMMANDS				
Go to Next Field	Next Field	Ctrl +]		
Go to Previous Field	Previous Field	Ctrl + [
Go to Next Line	New Line or Next Line	Ctrl + ↓		
Go to Previous Line	Previous Line	Ctrl + ↑		
Go to Next Paragraph	New Paragraph or Next Paragraph	Ctrl + Shift + ↓		
Go to Previous Paragraph	Previous Paragraph	Ctrl + Shift + ↑		
Go to Next Section	Next Section			
Go to Previous Section	Previous Section			
Go to End/Beginning	Go to <End / Beginning> of Sentence Go to <End / Beginning> of Paragraph			
Go to End of Document	Go to End of Document	Ctrl + End		
Insert Cursor After	Insert After <word(s)>			
Insert Cursor Before	Insert Before <word(s)>			
FORMATTING COMMANDS				
Uppercase Text	Uppercase That / <Selection>			
Lowercase Text	Lowercase That / <Selection>			
Change Case	Toggle Case (<i>Toggles</i> UPPER, lower, Title)	Ctrl + W		
Copy Selection	Copy That / Copy <Selection>	Ctrl + C	Copy	
Cut Selection	Cut That / Cut <Selection>	Ctrl + X	Cut	
Paste Selection	Paste That / Paste <Selection>	Ctrl + V	Paste	
TEMPLATE / MACRO COMMANDS				
Launch Template	Launch Template <Name / Number>			
Insert Macro	Insert <Macro Name> / Insert Macro <Number>			
ENUMERATION COMMANDS				
Create Numbered List	Item Number One <Dictate first item> Next Item <Dictate second item>			
COMPLETION COMMANDS				
Save Draft	Save Draft			
Sign Report	Sign Report			
Assign Report	Assign Report			
Send to Transcription	Send to Transcription			
Cancel Current Report	Delete Job			